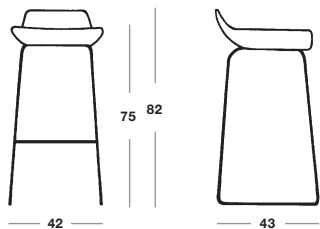
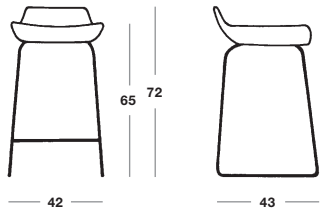


Made (stool)



high stool
L 42 **P** 43 **H** 82
H (seat) 75



low stool
L 42 **P** 43 **H** 72
H (seat) 65

Product sheet

Element	Material
Structure	Solid steel and flange in chrome plated or non-toxic, oven-baked painted steel.
Seat	In coloured solid polyurethane.

Instructions for use

Use and maintenance

This product is suitable for home or office use; do not stand on the seat part; do not lean back. Do not carry out maintenance or repair operations to the product and contact the dealer for all requirements.

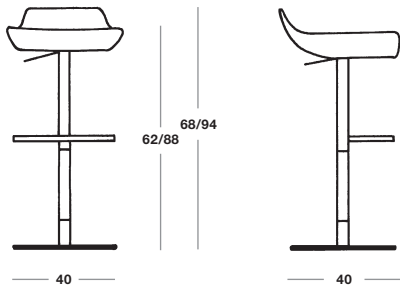
Care of the steel parts

These parts may be cleaned with a light neutral cleaner and must be immediately dried. Use only a soft cloth to avoid scratching the surfaces.

Care of the parts in polyurethane

These parts may be cleaned with a light, neutral cleaner which does not contain abrasives or acids. After that dry them off immediately. Do not use detergents with alkaline components and avoid using abrasives steel wool which may damage polyurethane finish.
Handle with care-edged objects which may scratch polyurethane. Do not drop sharp objects (knives or other) which would scratch it deeply.

Made



L 40 P 40 H 68/94 H (seat) 62/88

Instructions for use

Use and maintenance

This product is suitable for home and office use; do not stand on the seat part; do not lean back. Do not carry out maintenance or repair operations. Contact the dealer for all requirements.

Care of the steel parts

These parts may be cleaned with a light, neutral cleaner and must be immediately dried. Use only a soft cloth to avoid scratching the surfaces.

Care of the solid polyurethane parts

These parts may be cleaned with a light, neutral cleaner which does not contain abrasives or acids. After that dry them off immediately. Do not use detergents with alkaline components and avoid using abrasives steel wool which may damage polyurethane finish. Handle with care sharp-edged objects which may scratch polyurethane. Do not drop sharp objects (knives or other) which would scratch it deeply.

Ecology

At the end of the use, do not disperse the item into the environment, but refer to local waste disposal.